


## High Pressure Auto Prime



Global Pump® Standard High Pressure Auto Prime pumps are specifically designed to effectively handle a wide range of liquids in applications such as liquid transfer, wash down, fire protection, fracking and jetting where high heads and pressure are required.

Global Pump Standard High Pressure Auto Prime pumps provide a dependable, highly efficient solution in a completely automatic priming pump.

The model 12GSHAP is capable of achieving maximum flows of 4800 gpm (1090 m<sup>3</sup>/h) and maximum total head of 340' (103 m), with solids handling up to 1-1/2" (38 mm) in diameter.

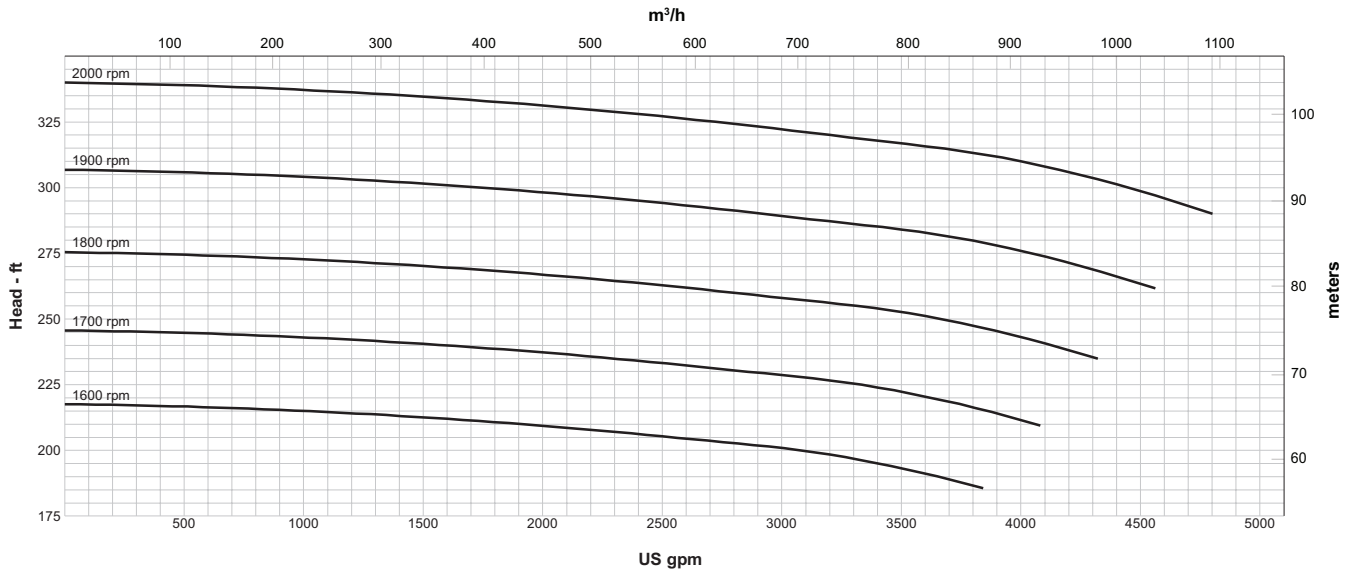
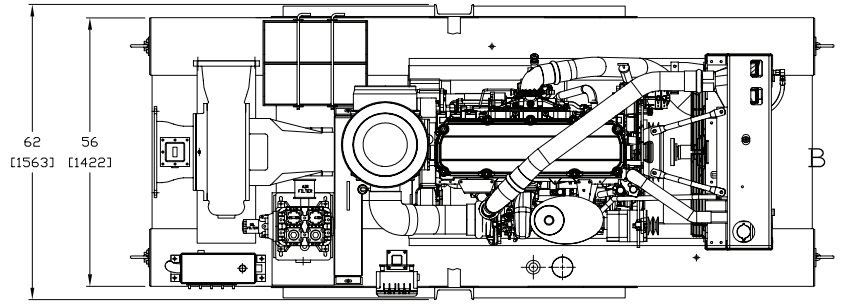
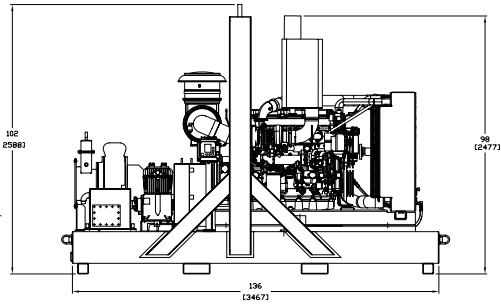
The standard 12GSHAP is powered by a water-cooled, 6-cylinder diesel engine. Alternative drives are available, including other diesel engines or electric motor options.

## FEATURES

- Global Pump's rugged, heavy duty pumps are engineered specifically for portable application
- Fully automatic priming system allows the pump to prime and re-prime while running
- Compressor-fed, venturi priming system provides rapid, reliable priming
- Fully guarded coupling
- Mechanical seal with biodegradable glycol quench allows the pump to start and run dry
- Non-return valve uses only a single moving part to allow full flow with minimal restriction
- Pump casings are hydrostatically tested to 50 psig (345 kPa) above the peak casing design pressure
- Standard engine control panel provides preset emergency shutdown protection and allows the addition of automatic level control
- Skid-mounted format with integral fuel tank, tie downs, lifting bail and fork pockets

## OPTIONS

- Global Pump's Environmental Box captures venturi blow by, separates and silences air exhaust and returns liquid to the pump suction.
- Fuel tanks for extended run times and/or remote location as required
- Highway trailer with integral fuel cell/chassis, lights, fenders, tie downs, lifting bail, front and rear jacks
- Trailer brakes can be offered as required
- Sound attenuated enclosure options
- Hose racks, accessory containers and other custom features available as required
- Wide range of suction and discharge fittings including Global Pump's own "QD" Quick Disconnect fittings and accessories



12GSHAP

## SPECIFICATIONS

- Connections: 12"x 8" (200 mm x 300 mm) ANSI Flanges
- Maximum Pump Speed: 2000 rpm
- Maximum Flow: 4800 gpm (1090 m³/h)
- Maximum Head: 340' (103 m)
- Maximum Static Priming Lift: 28' (8.5 m)
- Water Temperature Limit: 160° F (70° C)
- Solids Handling Capability: 1-1/2" (38 mm)
- Maximum Casing Pressure: 200 psig (1379 kPa)
- Standard Compact Fuel Tank: 250 gallons (946 liters)

## PUMP MATERIALS

- Casing: Cast Steel (CD4MCu is an option)
- Impeller: CD4MCu
- Bearing Housing: Cast Iron
- Bearing Lubrication: Grease
- Shaft: Steel
- Shaft Sleeve: Stainless Steel
- Seal: Silicon Carbide on Silicon Carbide
- Chassis/Fuel Cell: Steel
- Non-Return Valve: Nitrile Fitted Cast Iron
- Environmental Box (Optional): Steel



GLOBAL PUMP COMPANY, LLC

10162 East Coldwater Road, Davison, MI 48423

Tel: (810) 653-4828 Fax: (810) 658-0632

1-866-360-PUMP [www.globalpump.com](http://www.globalpump.com)

© 2012 Global Pump Company, LLC

Specifications and illustrations are subject to revision without notice. Global Pump is not liable for any consequential, incidental or indirect damages relating to these specifications.

12GSHAP1112a